


## Support Center

### Manual update to Ermine (BETA!)

1. Download the Ermine Update file for edge or pocket edge.  
eDGe 2.0 <http://www.entourageedge.com/updates/eermine/update.zip.ermine-0.9>  
Pocket <http://www.entourageedge.com/updates/permine/update.zip.ermine-0.9>
2. Rename the file to "update.zip"
3. Place this file in the root (not a subdirectory) of a USB stick
4. Verify your edge/pocket is OFF.
5. Insert the USB stick into a USB port on the device.
6. While holding down the MENU and ROTATE buttons on the LCD side of the device, press the power key.
7. Continue to hold the MENU and ROTATE keys down for 10 seconds. 8. After 1-2 minutes you should see an "Updating software" splash screen.
13. After ~15 minutes the device will reboot and will be running the Ermine BETA build.

### Search Questions & Answers





-- Entire Support Site --

### Article Options

-  [Print Article](#)
-  [E-mail Article](#)
-  [Add to Favorites](#)

#### Article Details

Article ID: 265  
Created On: 02 Jun 2011 5:00 PM

 [This article was helpful](#)  
 [This article was not helpful](#)



« [Back](#)