

You're currently on: [Support Center](#) » [Questions & Answers](#) » [Storing your Library on an SD Card](#)

Support Center


Storing your Library on an SD Card

You can now elect to store all your library on an SD card. Once you do that, you cannot move it back to internal storage. Once you fill up an entire SD card, you can insert another one. This will open a new library. The two SD cards will be distinct. In other words, the two libraries will not be aware of each other.

To move your library to an SD card:

1. Open the applications menu.
2. Select Settings.
3. Select Device Storage.
4. Select Data storage device.
5. Select SD card. Read the warning. You must have sufficient battery remaining to perform the transfer. Select OK if you want to continue or select Cancel. The device will check to see if there is sufficient space on the SD card. Select OK if you want to proceed. The enTourage eDGe will reboot and your content will be moved to the SD card.

Search Questions & Answers





Article Options

-  [Print Article](#)
-  [E-mail Article](#)
-  [Add to Favorites](#)

Article Details

Article ID: 134
Created On: 01 Jun 2010 12:55 PM

 [This article was helpful](#)
 [This article was not helpful](#)



[« Back](#)



Submit a Help Request

Can't find what you're looking for in Questions & Answers?
Ask us here!



Contact Us

For other inquiries, you may contact us via mail, phone or e-mail.

Company Info:

[About Us](#)
[Contact Us](#)

Search in our online store:

[Popular search](#)
[Advanced search](#)

Policies:

[Terms of Use](#)
[Return Policies](#)

Help:

[Support](#)
[Warranty Info](#)