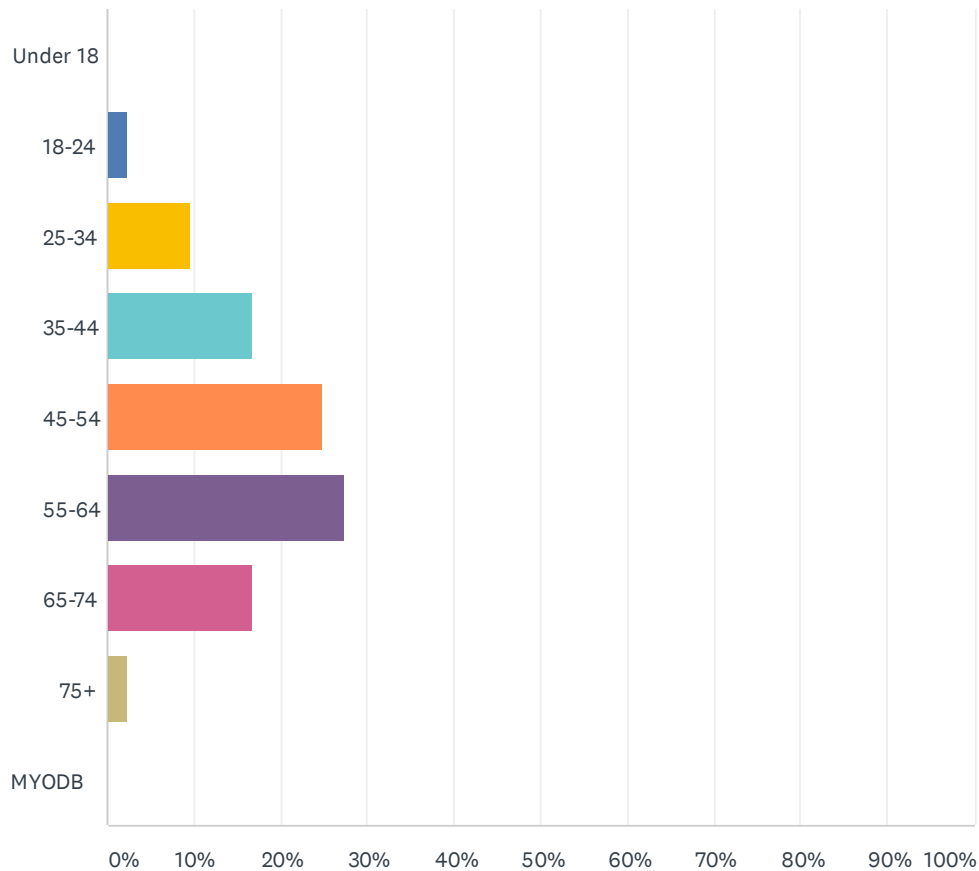


## Q1 Which of these age groups best fits you?

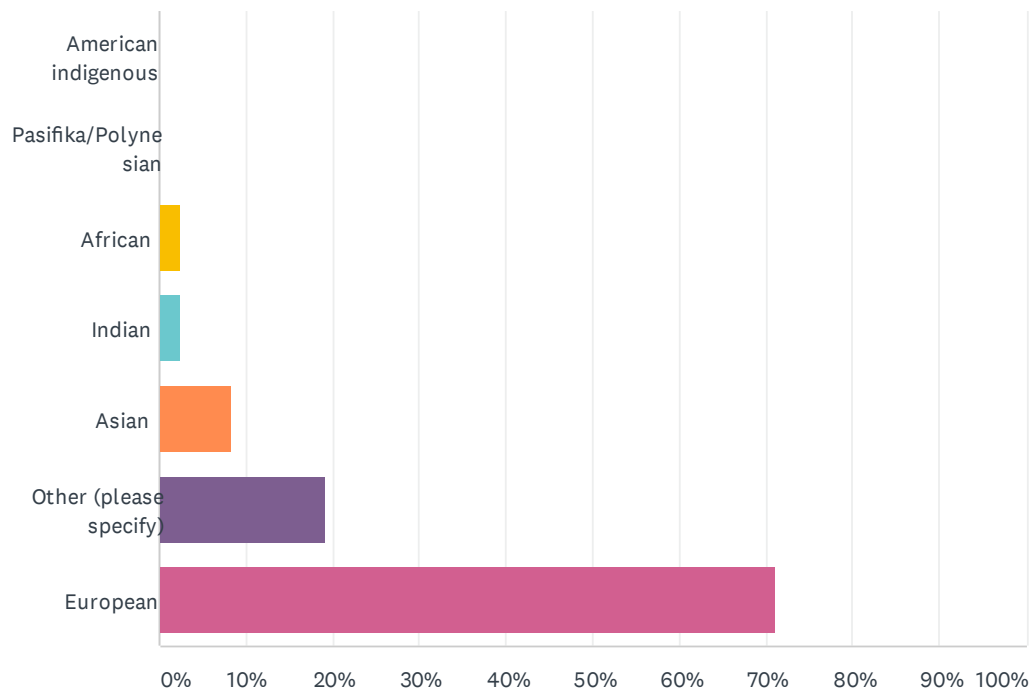
Answered: 84 Skipped: 0



ANSWER CHOICES	RESPONSES	
Under 18	0.00%	0
18-24	2.38%	2
25-34	9.52%	8
35-44	16.67%	14
45-54	25.00%	21
55-64	27.38%	23
65-74	16.67%	14
75+	2.38%	2
MYODB	0.00%	0
TOTAL		84

## Q2 How do you define your ethnicity/cultural identity?

Answered: 83   Skipped: 1

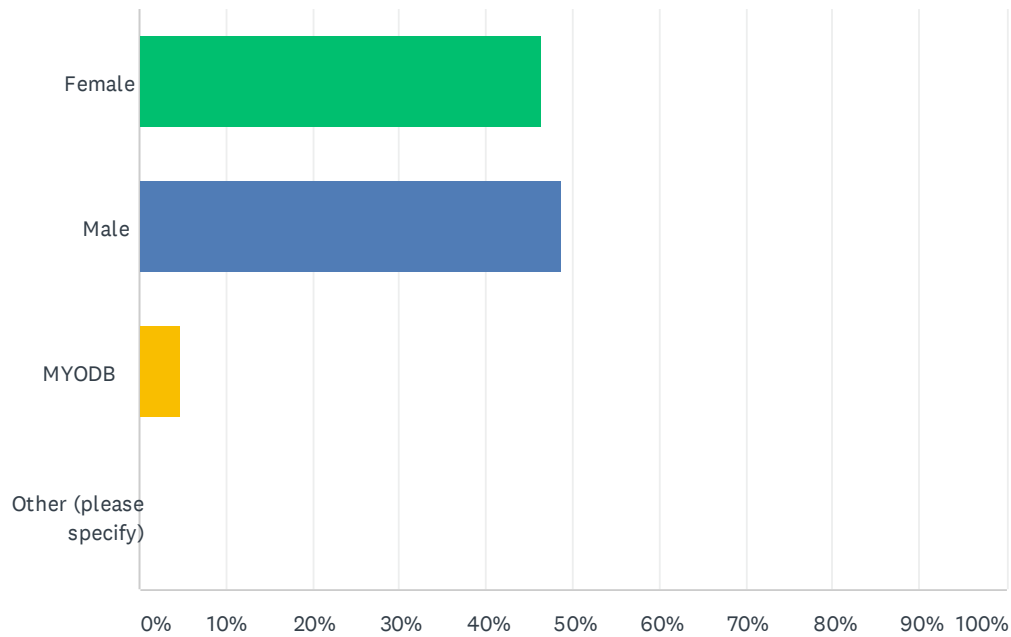


ANSWER CHOICES	RESPONSES
American indigenous	0.00% 0
Pasifika/Polynesian	0.00% 0
African	2.41% 2
Indian	2.41% 2
Asian	8.43% 7
Other (please specify)	19.28% 16
European	71.08% 59
Total Respondents: 83	

#	OTHER (PLEASE SPECIFY)	DATE
1	Caucasian American	9/11/2020 2:27 AM
2	Australian Indigenous	9/10/2020 9:38 PM
3	White	9/10/2020 11:52 AM
4	caucasian	9/10/2020 5:54 AM
5	American of European ancestry	9/7/2020 12:31 PM
6	Canadian	9/6/2020 11:39 PM
7	Half white, half black	9/6/2020 11:38 PM
8	White, not latino	9/6/2020 11:34 PM
9	White American.	9/6/2020 11:32 PM
10	Mongrel	9/6/2020 1:19 PM
11	American	9/6/2020 11:05 AM
12	White American	9/5/2020 7:08 PM
13	Jewish	9/5/2020 11:10 AM
14	white	9/5/2020 8:28 AM
15	British	9/5/2020 3:15 AM
16	Caucasian/White	9/5/2020 2:07 AM

### Q3 How do you define your gender identity?

Answered: 84 Skipped: 0

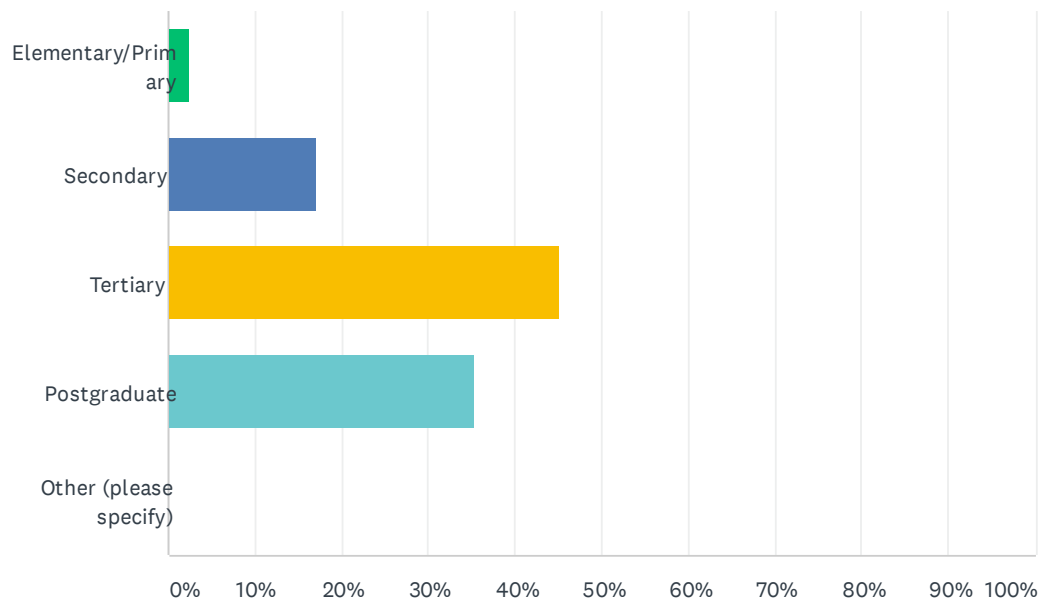


ANSWER CHOICES		RESPONSES	
Female		46.43%	39
Male		48.81%	41
MYODB		4.76%	4
Other (please specify)		0.00%	0
TOTAL			84

#	OTHER (PLEASE SPECIFY)	DATE
	There are no responses.	

## Q4 What is the highest level of formal education you attained?

Answered: 82 Skipped: 2

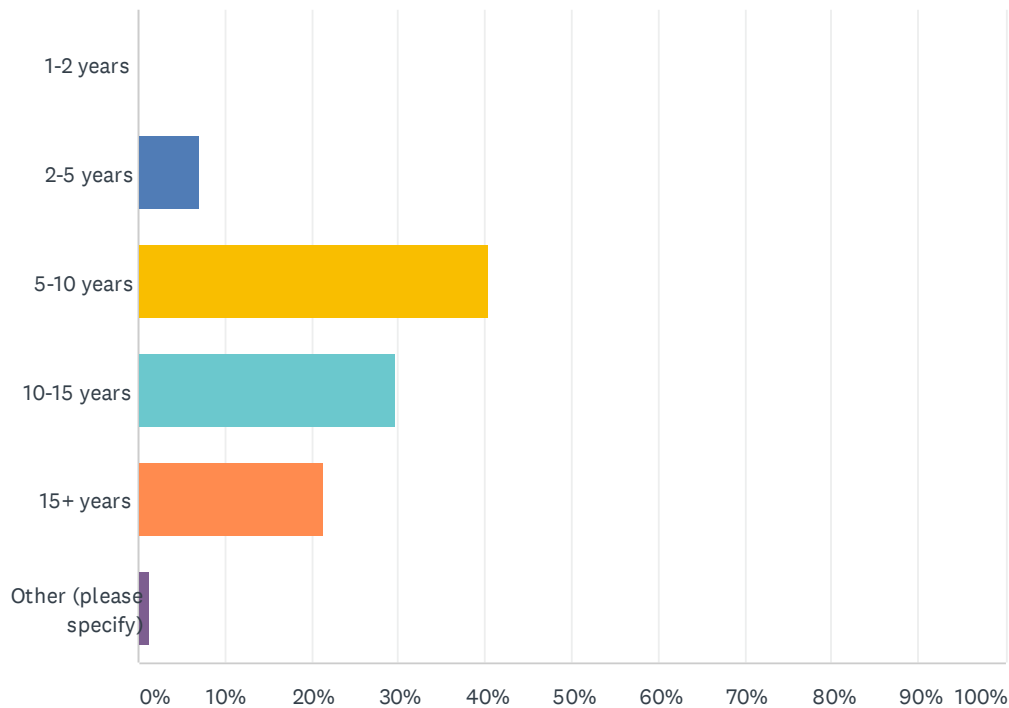


ANSWER CHOICES		RESPONSES	
Elementary/Primary		2.44%	2
Secondary		17.07%	14
Tertiary		45.12%	37
Postgraduate		35.37%	29
Other (please specify)		0.00%	0
TOTAL			82

#	OTHER (PLEASE SPECIFY)	DATE
	There are no responses.	

## Q5 How long have you been using non-paper-based content delivery systems for recreational reading?

Answered: 84 Skipped: 0

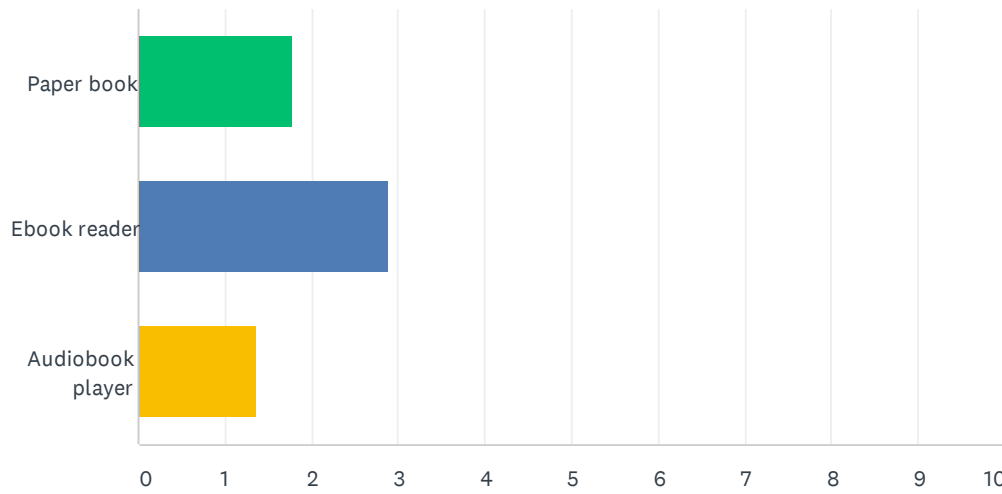


ANSWER CHOICES		RESPONSES	
1-2 years		0.00%	0
2-5 years		7.14%	6
5-10 years		40.48%	34
10-15 years		29.76%	25
15+ years		21.43%	18
Other (please specify)		1.19%	1
TOTAL			84

#	OTHER (PLEASE SPECIFY)	DATE
1	about 35years	9/5/2020 11:10 AM

## Q6 What is your primary/preferred device for recreational reading?

Answered: 81 Skipped: 3



	1	2	3	TOTAL	SCORE
Paper book	7.58% 5	62.12% 41	30.30% 20	66	1.77
Ebook reader	88.89% 72	9.88% 8	1.23% 1	81	2.88
Audiobook player	1.75% 1	31.58% 18	66.67% 38	57	1.35