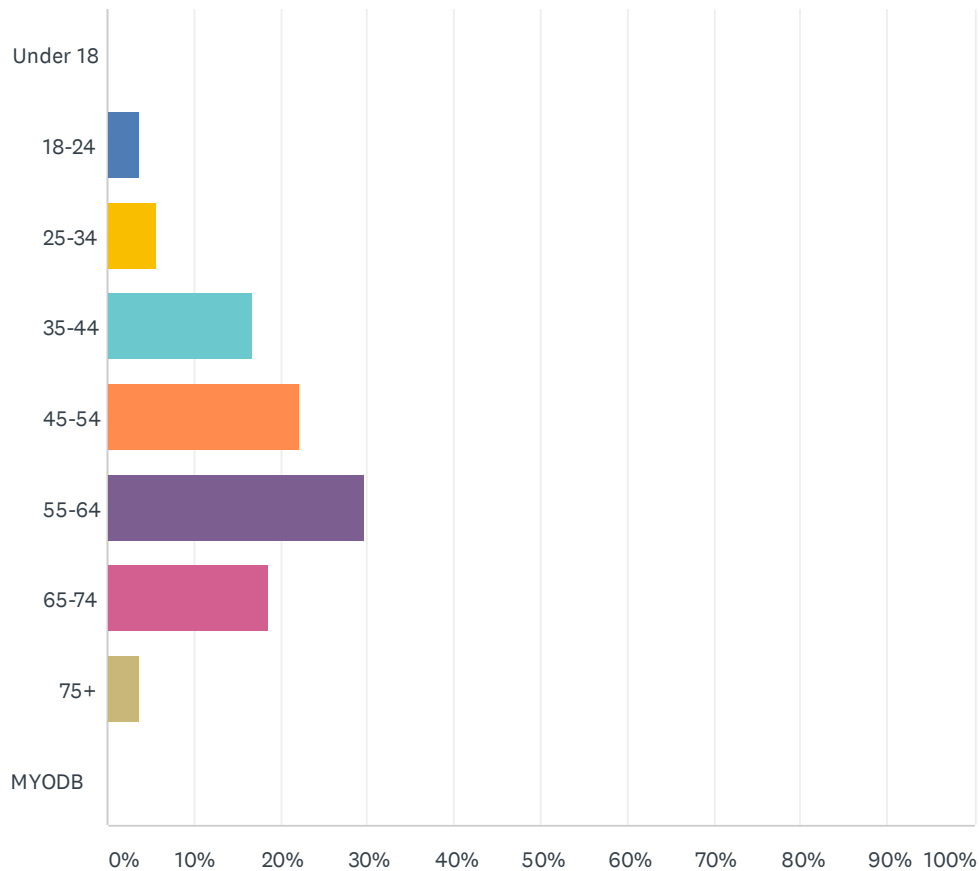


## Q1 Which of these age groups best fits you?

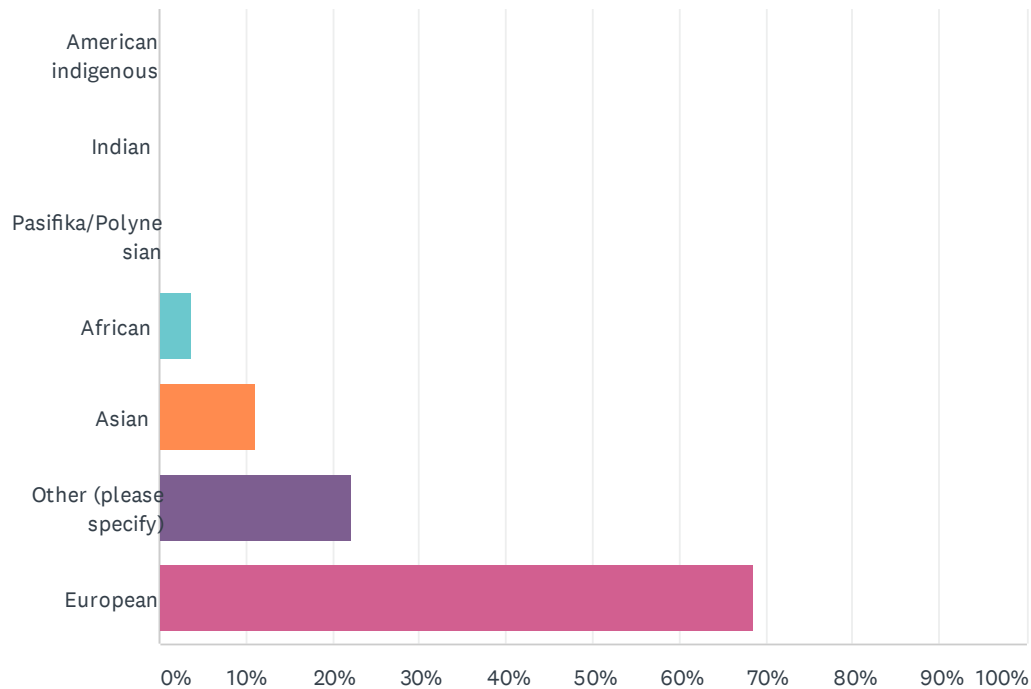
Answered: 54 Skipped: 0



ANSWER CHOICES	RESPONSES	
Under 18	0.00%	0
18-24	3.70%	2
25-34	5.56%	3
35-44	16.67%	9
45-54	22.22%	12
55-64	29.63%	16
65-74	18.52%	10
75+	3.70%	2
MYODB	0.00%	0
<b>TOTAL</b>		<b>54</b>

## Q2 How do you define your ethnicity/cultural identity?

Answered: 54 Skipped: 0

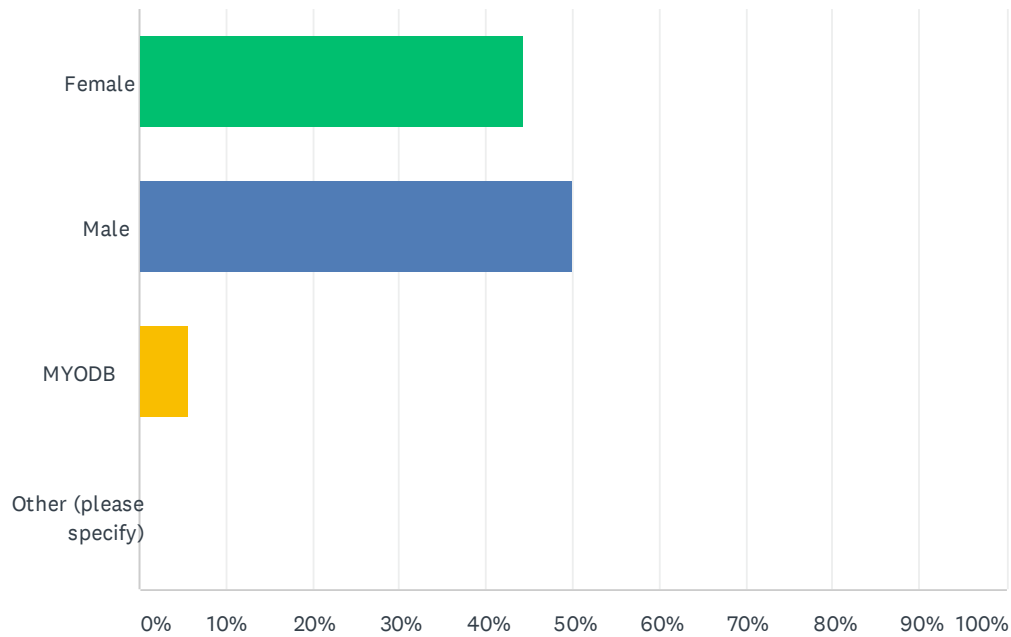


ANSWER CHOICES	RESPONSES	
American indigenous	0.00%	0
Indian	0.00%	0
Pasifika/Polynesian	0.00%	0
African	3.70%	2
Asian	11.11%	6
Other (please specify)	22.22%	12
European	68.52%	37
Total Respondents: 54		

#	OTHER (PLEASE SPECIFY)	DATE
1	American of European ancestry	9/7/2020 12:31 PM
2	Canadian	9/6/2020 11:39 PM
3	Half white, half black	9/6/2020 11:38 PM
4	White, not latino	9/6/2020 11:34 PM
5	White American.	9/6/2020 11:32 PM
6	Mongrel	9/6/2020 1:19 PM
7	American	9/6/2020 11:05 AM
8	White American	9/5/2020 7:08 PM
9	Jewish	9/5/2020 11:10 AM
10	white	9/5/2020 8:28 AM
11	British	9/5/2020 3:15 AM
12	Caucasian/White	9/5/2020 2:07 AM

### Q3 How do you define your gender identity?

Answered: 54 Skipped: 0

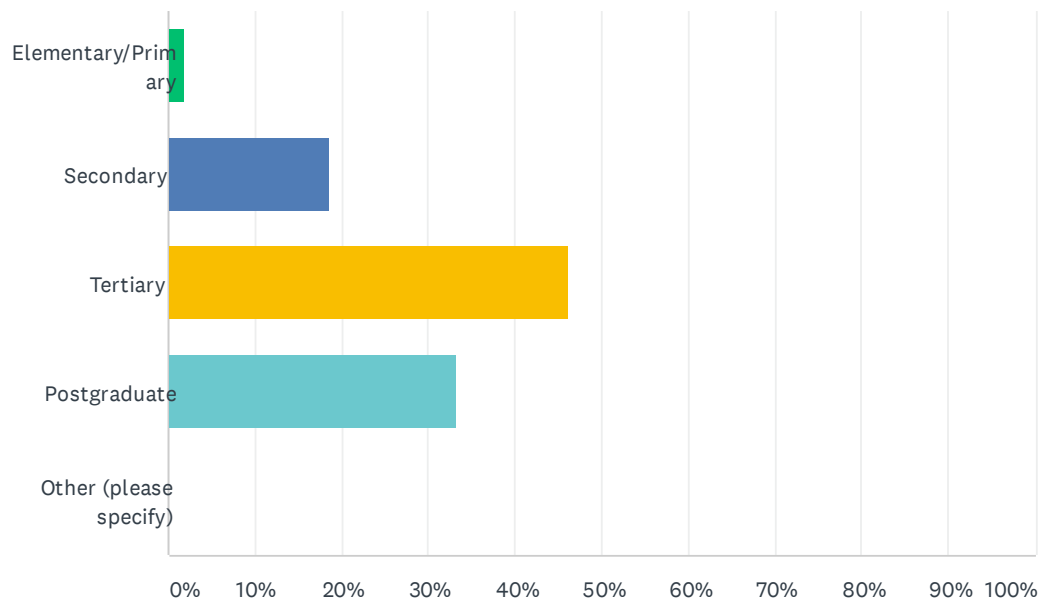


ANSWER CHOICES		RESPONSES	
Female		44.44%	24
Male		50.00%	27
MYODB		5.56%	3
Other (please specify)		0.00%	0
TOTAL			54

#	OTHER (PLEASE SPECIFY)	DATE
	There are no responses.	

## Q4 What is the highest level of formal education you attained?

Answered: 54 Skipped: 0

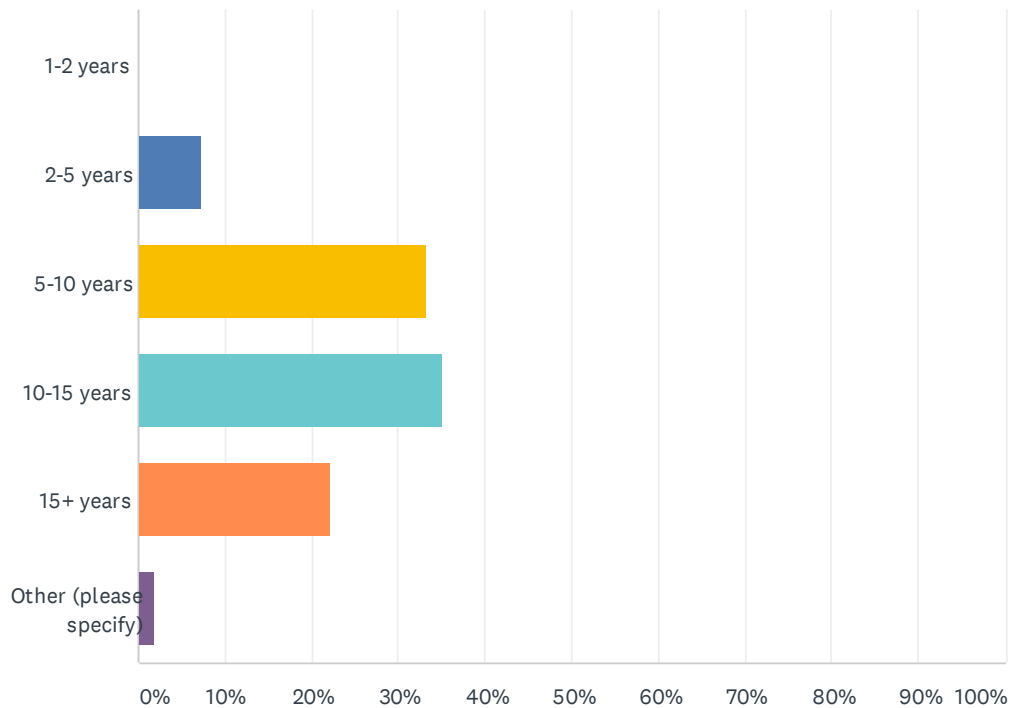


ANSWER CHOICES		RESPONSES	
Elementary/Primary		1.85%	1
Secondary		18.52%	10
Tertiary		46.30%	25
Postgraduate		33.33%	18
Other (please specify)		0.00%	0
TOTAL			54

#	OTHER (PLEASE SPECIFY)	DATE
	There are no responses.	

## Q5 How long have you been using non-paper-based content delivery systems for recreational reading?

Answered: 54 Skipped: 0

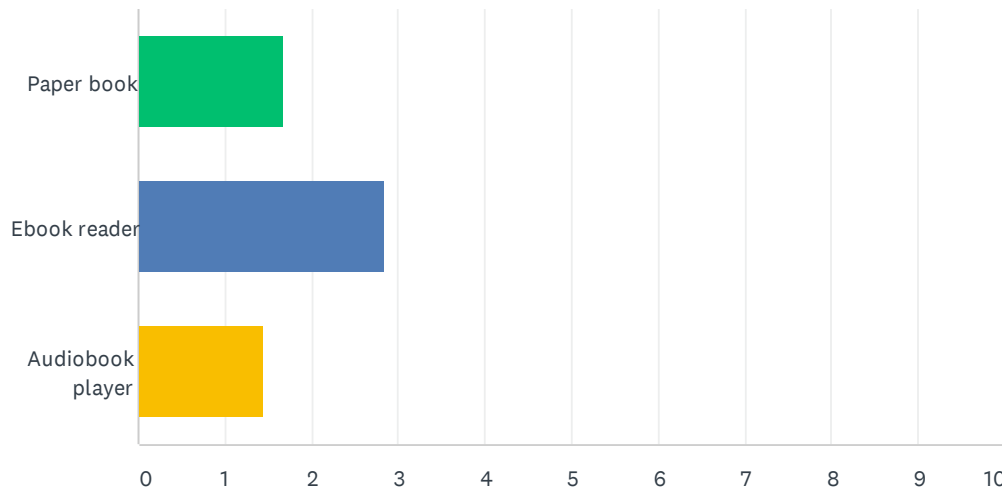


ANSWER CHOICES		RESPONSES	
1-2 years		0.00%	0
2-5 years		7.41%	4
5-10 years		33.33%	18
10-15 years		35.19%	19
15+ years		22.22%	12
Other (please specify)		1.85%	1
TOTAL			54

#	OTHER (PLEASE SPECIFY)	DATE
1	about 35years	9/5/2020 11:10 AM

## Q6 What is your primary/preferred device for recreational reading?

Answered: 53 Skipped: 1



	1	2	3	TOTAL	SCORE
Paper book	6.98% 3	53.49% 23	39.53% 17	43	1.67
Ebook reader	86.79% 46	11.32% 6	1.89% 1	53	2.85
Audiobook player	2.63% 1	39.47% 15	57.89% 22	38	1.45